






INTERFACE CONTROL DOCUMENT

POWER UNIT SUPPLY FOR 3 x XENON ANTICOLLISION LIGHT

P/N : 6441402A

Diffusion	Interne à JPC			Externe à JPC	
	1 ex →			1 ex → All customers	
Version	Document	Issue.	Date	Last evolution	
	644 14 02A ICD 01	1	17/02/2021		
Visas	Author : Pierre JACQUIER		Technical : Julien Bonneau / Pierre Jacquier		Approbation : Christian Escoto
					 SAS au capital de 142800€ Aérodrome Dijon-Darois 21121 DAROIS FRANCE <small>Siret: 518 122 538 00020</small> <small>TVA: FR 73 334 625 738</small>

GLOSSARY

1	General	4
1.1	Generalities	4
1.2	Destination	4
1.3	Description	4
2	Physical, electrical and optical features	5
2.1	Physical features	5
2.2	Operating temperature	5
3	Network	6
3.1	Electrical interface	7
3.2	Electrical power supply	7
3.3	Mechanical interface	8
4	Annexes	9
	2D Drawing	9

1 General

1.1 Generalities

This document defines the electrical, mechanical and thermal interfaces for “Power Unit Supply” P/N 6441402A.

1.2 Destination

Anti-collision light system for light aircraft.

1.3 Description

The electronic system includes the voltage regulation, the flashing command and EMI/EMC protections.

3 anticollision or strobe light can be connected to power supply 6441402A.

This design offers an extremely high reliability, a high resistance to shocks and vibration.

2 Physical, electrical and optical features


2.1 Physical features

- Individual weight : 700 grs (1.575 pound)
- Dimensions : see 2D drawing in annex
- Envelope color : Aluminum with alodine A1200 protection

2.2 Operating temperature

- Positive temperature : +70°C
- Negative temperature : - 45°C

3 Network



3.1 Electrical interface

- Input : AMP Ref: 1-480-304-0

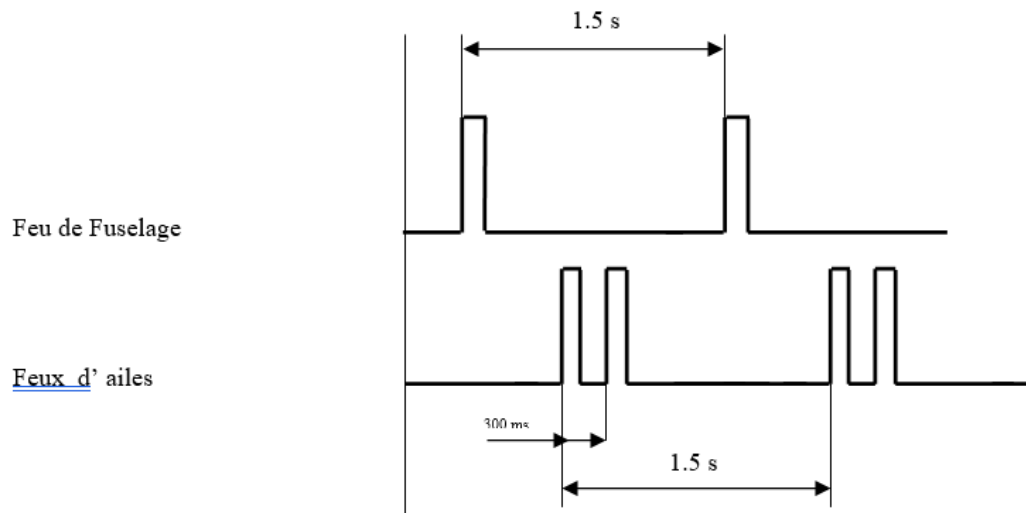
- 1 = + input
- 2 = 0V
- 3 = Not used

- Light output: AMP Ref: 1-480-304-0

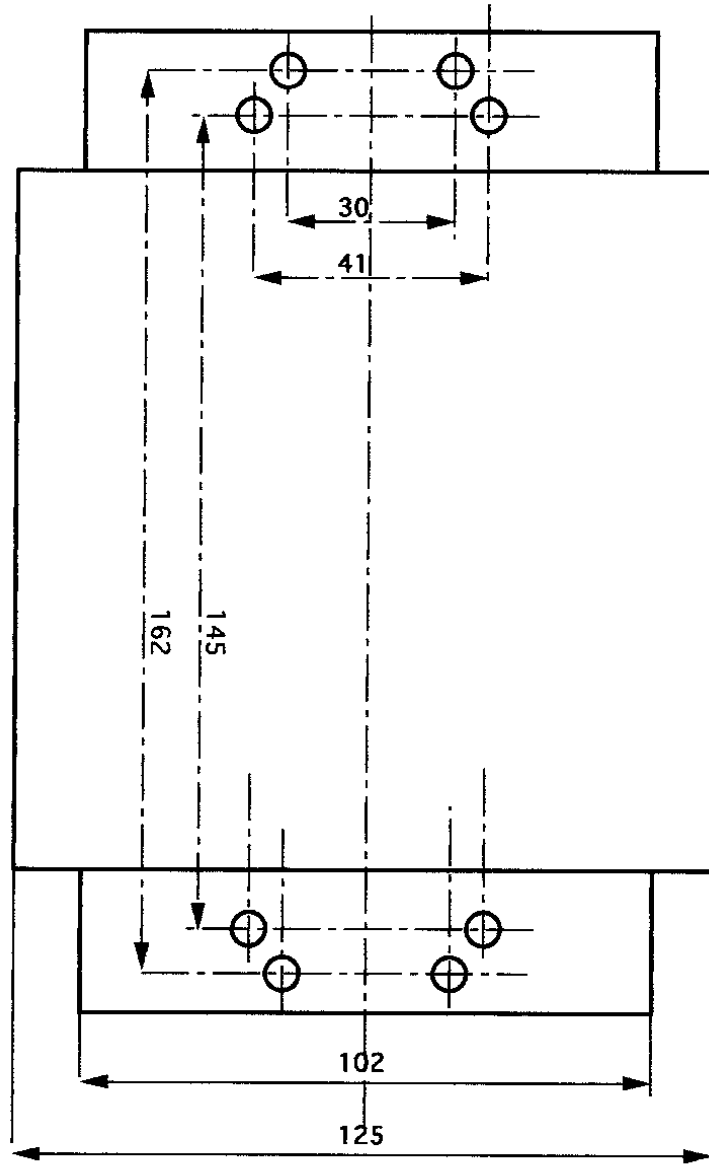
- 1 = + HT
- 2 = - HT
- 3 = Excitation

3.2 Electrical power supply

Supply Voltage	:	12 to 32V VDC
Power	:	36W
Output voltage	:	320 V (+/- 5%)
Rating	:	0.66 Hertz for each light 1.33 Hertz for system

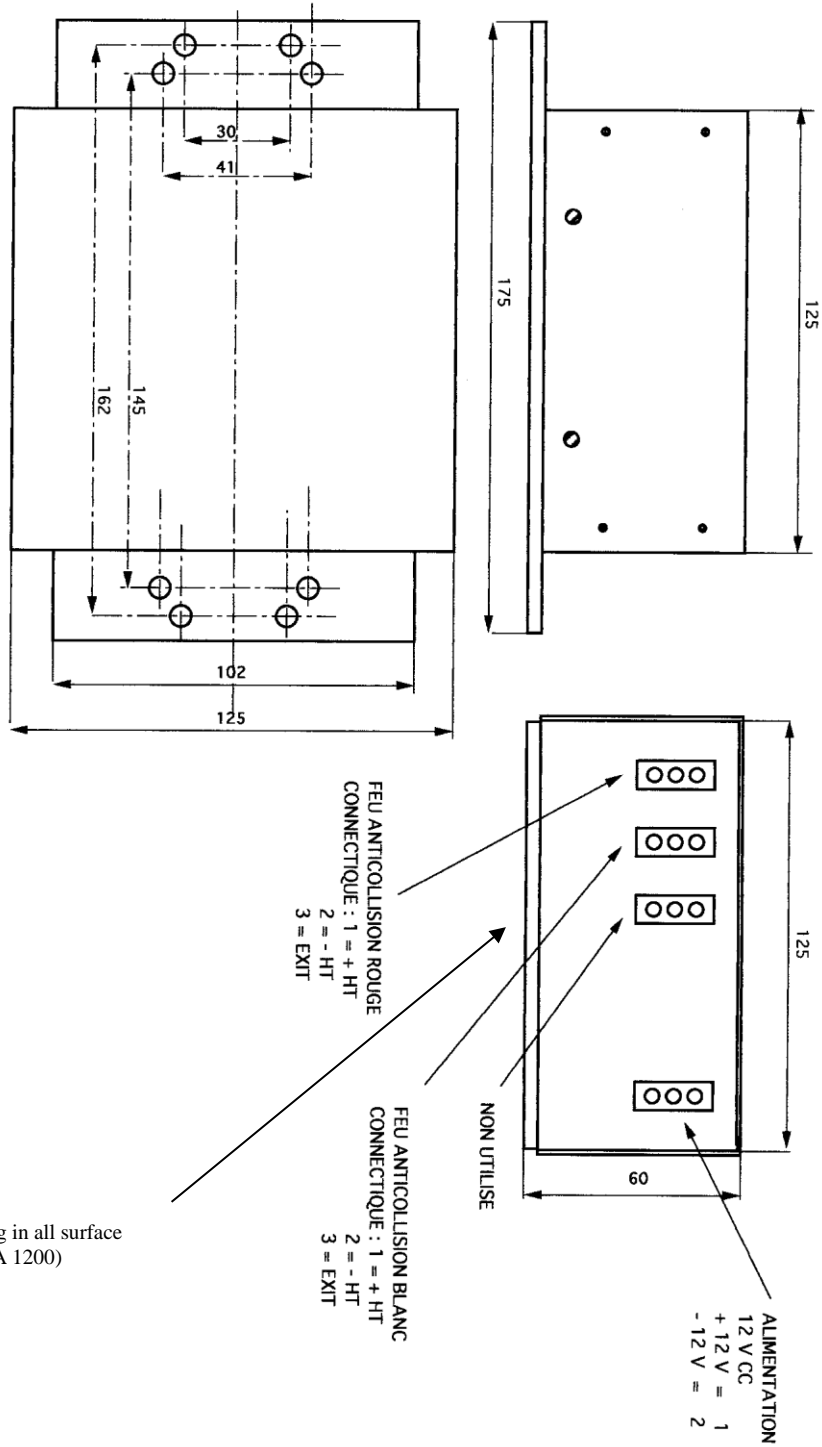


3.3 Mechanical interface



4 Annexes

2D Drawing



Electrical bonding in all surface
 (Alodine A 1200)